



AUSTRALIAN
ALUMINIUM
COUNCIL LTD

Australia's Aluminium Industry

Trade and Competitiveness

Australia's Keys to Competitiveness

Primary Aluminium

- Australia is the **6th** largest global producer.
- Electricity accounts for **30-40%** of smelters cost base and is a key driver of competitiveness.

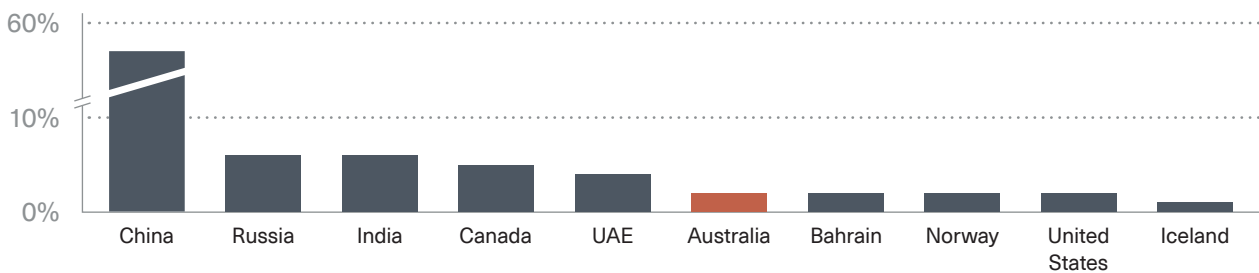
Alumina

- Australia is the **2nd** largest global producer.
- Energy accounts for **30-40%** of refineries cost base and is a key driver of competitiveness.
- Proximity to bauxite is a key driver, although bauxite is now increasingly mobile and access to green energy is of increasing comparative importance.

Bauxite

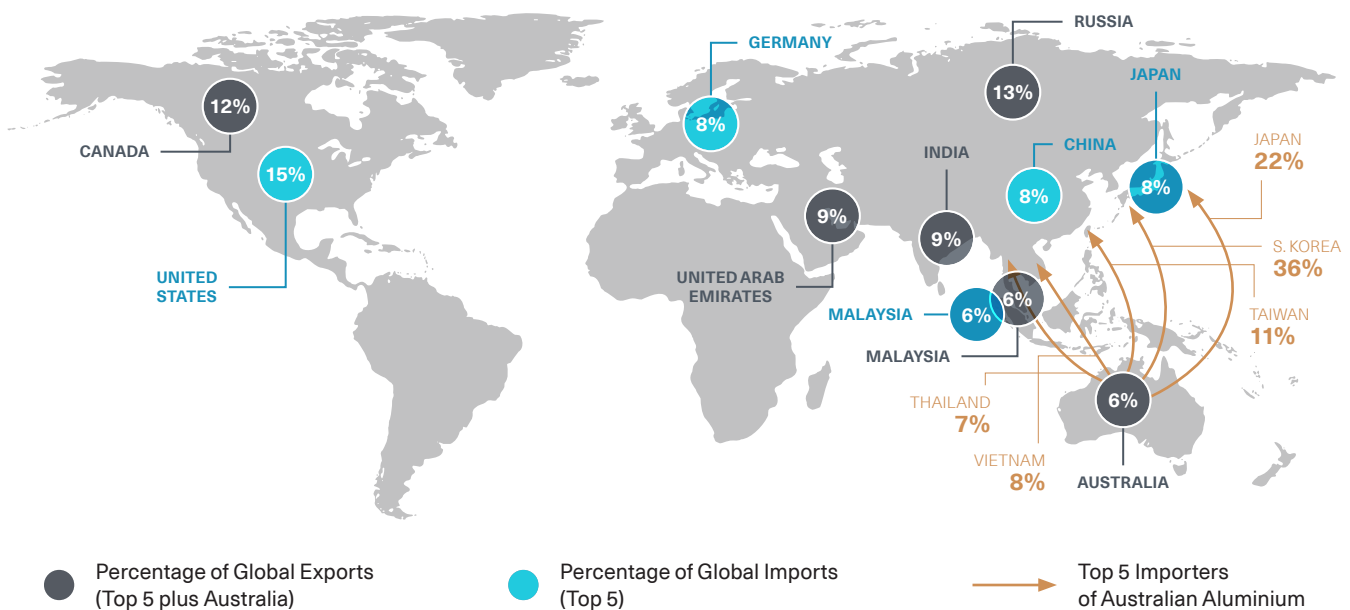
- Australia is the **largest** global producer.
- Australia is the **2nd** largest exporter.
- Australian bauxite mining is regarded as having some of the highest sustainability standards in the world, particularly for rehabilitation.
- Guinea is the world's largest exporter, principally to China, including some captive bauxite mines.

Global Aluminium Production Rankings



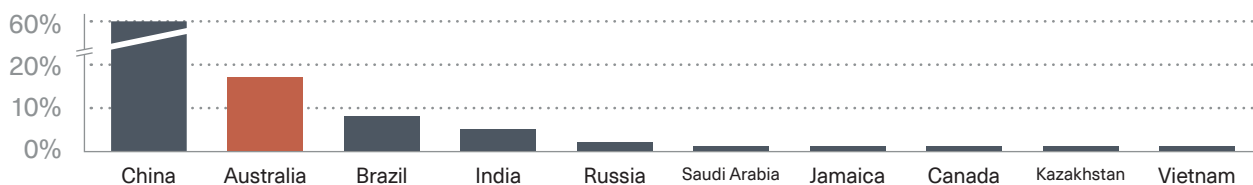
Data sourced from: <https://www.statista.com/statistics/264624/global-production-of-aluminum-by-country/>, Sep 2021. Data from 2020.

Primary Aluminium Trade Flows



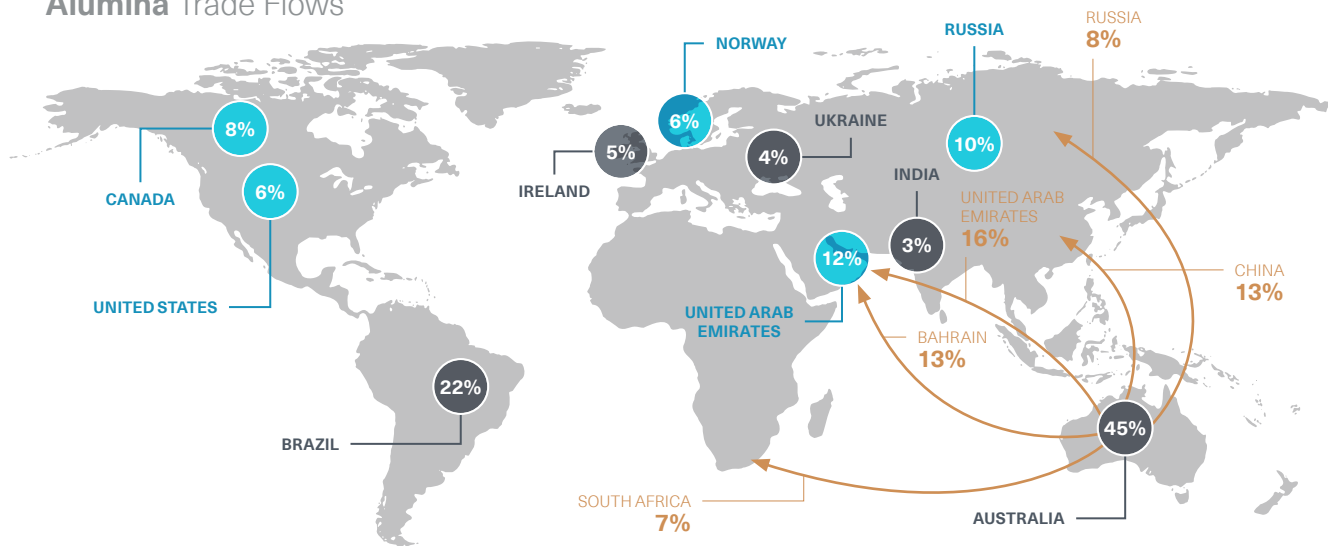
Data sourced from: <https://comtrade.un.org/data/>, Unwrought Aluminium, Sep 2021. Data from 2020.

Global Alumina Production Rankings



Data sourced from: <https://www.statista.com/statistics/264963/global-alumina-production-by-country/>, Sep 2021. Data from 2020.

Alumina Trade Flows



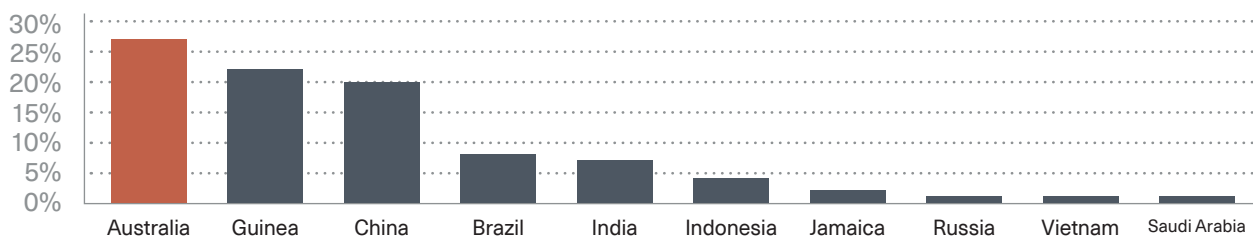
● Percentage of Global Exports¹ (Top 5)

● Percentage of Global Imports² [Note % Value] (Top 5)

➔ Top 5 Importers of Australian Alumina³

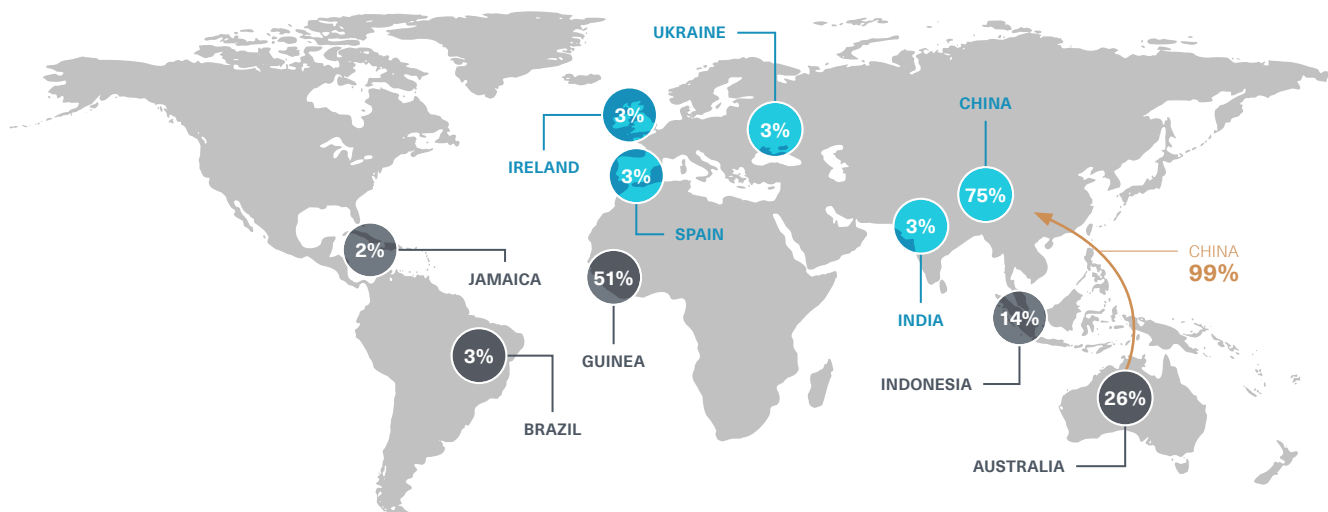
Data sourced from: ¹<https://comtrade.un.org/data/>, Aluminium Oxide, Sep 2021. Data from 2020. ²https://oec.world/en/visualize/tree_map; Aluminium Oxide, Sep 2021. Data from 2019. ³Port of Gladstone, Port of Bunbury, Port of Kwinana, Sep 2021. Data from 2020.

Global Bauxite Production Rankings



Data sourced from: <https://www.statista.com/statistics/264964/production-of-bauxite/>, Sep 2021. Data from 2020.

Bauxite Trade Flows



● Percentage of Global Exports (Top 5)

● Percentage of Global Imports (Top 5)

➔ Top Importer of Australian Bauxite

Data sourced from: <https://comtrade.un.org/data/>, Aluminium Ores, Sep 2021. Data from 2020.